



35 Lancefield Road, Kilmore 3764
P.O Box 105, Kilmore 3764
Ph: 03 5782 1268 Fax: 03 5782 1553

www.kilmoreps.vic.edu.au
Email: kilmore.ps@edumail.vic.gov.au

Kilmore Primary School fosters a community of learners who are confident, creative and challenged to achieve their full potential within a safe, happy and supportive environment.

Coming Up In Term 1

21st March

Prep Parent Forum

21st March

Harmony Day- National Day of Action against Bullying

24th March

Whole School Assembly, 9.00 am

4th April

Last day of Term 1, 2.30 pm finish



Be Sunsmart

A reminder to students to bring their hat every day during Term 1



Newsletter No. 06

19th March 2014

Welcome to week 8 at Kilmore Primary School.

School Council

Following our ballot process, I am pleased to provide the following list of your School Council Members for 2014. We look forward to working together with you to improve the learning opportunities and physical resources for your children.

<i>Parent Category Members</i>	<i>DEECD Category Members</i>
Dean Carmody	Denise Barker
Kim Hurst	Jennene Cooney
Sam Ireland	Julie McCarthy
David MacBean	Jenny Renton
Jamie Payne	
Kylie Rogers	
Belinda Scott-Walker	
Liza Whitfield	

The next School Council meeting will be held on Tuesday 25th March and this will include the AGM., 7.00 pm in the school Staff Room, all welcome.

Draft School Policies

We currently have a number of draft policies on our website for parents to view. These will be ratified at our next School Council meeting on Tuesday 25th March. If you would like to provide feedback on any of these polices please email your feedback to kilmore.ps@edumail.vic.gov.au or hand your feedback to the school office.

School Photos

Yesterday was school photo day and it was fantastic to see the students all dressed in correct school uniform with their hair nicely combed. This made us proud of KPS. Students are reminded that they are expected to show pride in our school by wearing correct uniform every day. Thank you to Rachel Keep-Riley and Megan Rolfe for their support yesterday in assisting the photographers. We appreciate the support parents give us volunteering their time on days such as this. Shortly we will be preparing for the Mother's Day stall. If you are interested in helping organise this please contact the school office.

National Day of 'Action Against Bullying' and 'Harmony Day'

This Friday the 21st March is 'National Day of Action Against Bullying' and 'Harmony Day – Many stories, One Australia'. Students will be involved in activities throughout the day to promote the importance of these events. More information can be found later in the newsletter.

Road Safety

We still have a number of families crossing Lancefield Rd at various places other than the school crossing. Lancefield Rd is a very busy road and we would again remind parents to please walk down to the crossing and ensure the safety of children.

Have a great week
Denise Barker
Principal

Information from the Office.....



More Volunteers needed:

Thank you to parents who have returned the volunteer slip.

Our First Aid room is a busy hub in our school and has previously relied on parent help to keep it a tidy, clean, pleasant environment for our students when they are feeling unwell.

Please consider giving a little of your time to assist with keeping our First Aid room clean and fresh for students of KPS.



ALL THINGS UNIFORM

Tracey Waterfall

P: 03 5784 2276
F: 03 5784 2267
M: 0407 781 455
E: allthingsuniform@hotmail.com

Shop 1, 70 High Street
Broadford, Vic 3658



SICK BAY LINEN ROSTER - HELP NEEDED

Each year we ask if parents are able to assist in the washing and changing of the linen in our sick bay. In most cases this means 2 or 3 times a year. If you are able to help out please return this form to the office .

A roster will be distributed shortly after.

Name _____

Contact Phone Number _____

Child's Name _____ Child's Class _____

Kilmore Primary School
Lancefield Road
P.O Box 105
Kilmore 3764



Email: kilmore.ps@edumail.vic.gov.au
www.kilmoreps.vic.edu.au

Kilmore Primary School fosters a community of learners who are confident, creative and challenged to achieve their full potential within a safe, happy and supportive environment.

11 March 2014

Dear Parents

I am writing to advise that there is a change of date for our **School Council Annual General Meeting and March School Council Meeting.**

**The AGM & March School Council Meeting will now be held on
Tuesday 25th March, 7.00pm.**

There are a number of reasons for this change of date, including:

1. The closure of the school with the fires has put our schedule out by a week
2. The ballot does not finish until Wednesday and will be counted on Thursday. New School Councillors will need a reasonable amount of time to become familiar with the Induction Literature and the roles and responsibilities of School Councillors before the next meeting
3. There are a large number of School policies that have been reviewed and need ratification at the next School Council meeting. School Councillors will need a reasonable amount of time to be able to read all of these documents before the next meeting.

The following is a list of Draft Policy reviews that will be presented for ratification at the School Council March Meeting. If you would like to look at these they will be in a folder at the office:

- Anaphylaxis Policy
- Care Arrangements for Ill Students
- Curriculum Framework Policy
- First Aid Policy and Procedures
- Medication Distribution Policy
- Sunsmart Policy
- Camps Policy and Procedures
- Critical Incident Policy and Plan
- Excursion Policy and Procedures
- ICT Acceptable Use Policy
- Onsite Supervision of Students

I am more than happy to accept community feedback on any of these Draft Policies.

Yours sincerely
Denise Barker



 (03) 57821268

PRINCIPAL: Mrs. Denise Barker

 (03) 57821553





Happy Birthday

March

- 19 Cohen 34C,
- 21 Tyla PB, Eliza PP
- 23 Kellan 2T, Joey 34C, Caitlyn 34P,
Casey 34P
- 24 Annabelle PB, Rebecca 1N, Ashley 1P



Manners Matter

This week's focus—
No Putdowns



LOST PROPERTY

Lost Property is located in the hallway in the administration building towards the computer room.



Please remember to label all clothing so it can be returned.

DUE BY DATES

Please note the importance of adhering to the due by dates for permission notes and payments.

While we do not wish your child to miss an incursion/excursion/camp, late payments make the task of organising events very difficult.

We ask for parents to respect due by dates to help make this a more streamlined process for the admin and teaching staff.

Thank you for your cooperation

BULLY STOPPERS

For helpful information and advice on what bullying can look like go to:
<http://www.education.vic.gov.au/about/programs/bullystoppers/Pages/parents.aspx>



In primary school, some students miss on average 3 weeks of school per year. That's half a year of school by the end of year 6.



EVERY DAY COUNTS

Primary school attendance

Going to school every day is the single most important part of your child's education. Students learn new things at school every day – missing school puts them behind.

Why it's important

We all want our students to get a great education, and the building blocks for a great education begin with students coming to school each and every day.

If students miss school regularly, they miss out on learning the fundamental skills that will set them up for success in the later years of school.

There is no safe number of days for missing school – each day a student misses puts them behind, and can affect their educational outcomes.

Each missed day is associated with progressively lower achievement in numeracy, writing and reading.

Getting in early

Attendance patterns are established early – a child regularly missing days in kindergarten or in the early years of school will often continue to miss classes in the later years, and receive lower test scores than their classmates. It's vital that students go to school every day – even in the early years of primary school.

What we can do

The main reasons for absence are:

Sickness – There are always times when students need to miss school, such as when they're ill. It's vital that they're only away on the days they are genuinely sick, and setting good sleep patterns, eating well and exercising regularly can make a big difference.

It's vital that holidays are planned during school holidays where possible, and not during the term if it can be avoided.

"Day off" – Think twice before letting your child have a "day off" as they could fall behind their classmates – every day counts.

Truancy – This is when students choose not to go to school without their parent's permission. There can be many reasons for truancy. The best way to address this is for schools and parents to work together.

If for any reason your child must miss school, there are things you can do with your school to ensure they don't fall behind:

- Speak with your classroom teacher and find out what work your child needs to do to keep up.

- Develop an absence learning plan with your teacher and ensure your child completes the plan.

Remember, every day counts. If your child must miss school, speak with your classroom teacher as early as possible.

Openly communicating with your child's school about all absences is a good way to prevent attendance issues being escalated to a School Attendance Officer. Attendance issues that are escalated can lead to an Infringement Notice.

If you're having attendance issues with your child, please let your classroom teacher know so we can work together to get your child to school every day.

For more information and resources to help address attendance issues, visit:
www.education.vic.gov.au

Department of Education and Early Childhood Development



Congratulations Dominiek Marshall

Dominiek Marshall 3/4K displayed a new hairstyle on Monday morning. Dominiek shaved her head as part of the World's Greatest Shave Off to raise funds for cancer research. Super effort Dominiek, we are all very proud of you



Camp Quality Puppets Visit Kilmore P.S.

For many years the Camp Quality Puppet Show has been supporting children with cancer, their siblings and parents, throughout their journey. The program uses a puppet performance to help transform lives by helping children and teachers learn how to create a supportive school community for children living with cancer and their families.





SPANISH CORNER



CLASSROOM LEARNING – LAST WEEK

Week 7 (A) 10 de marzo	Prep	Greetings and manners My name is (Me llamo)
	Grade 3/4	My name is (Me llamo) What's your name? (¿Cómo te llamas?)
	Grade 5/6	My name is (Me llamo) What's your name? (¿Cómo te llamas?) Introductions
THIS WEEK		
Week 8 (B) 17 de marzo	Prep	My name is (me llamo) Colours
	Grade 1 - 2	My name is (me llamo) What's your name? (¿Cómo te llamas?)

WORDS OF THE WEEK

Me llamo	<i>Meh yah-moh</i>	<i>My name is</i>
¿Cómo te llamas?	<i>Koh-moh teh yah-mahs</i>	<i>What's your name?</i>
Buenas noches	<i>Bwen-ahs noches</i>	<i>Good evening/night</i>
Rojo	<i>Roh-hoh</i>	<i>Red</i>
Azul	<i>Ah-sool</i>	<i>Blue</i>
Amarillo	<i>Am-a-ree-yoh</i>	<i>Yellow</i>
Verde	<i>Vair-deh</i>	<i>Green</i>

COMING SOON!

Stay tuned for our new Kilmore Spanish blog! You will be able to find songs/chants we sing in class, videos, links to websites and summaries of what we are learning in each grade.

Literacy/ Numeracy Awards – Week 9

Congratulations to the following students who have been selected for a Literacy or Numeracy Award, which will be presented at next week's whole school assembly, Monday, 24th March.

Literacy

Prep – Olivia PB Nathan PB

Grade 1 – Tobias 1N, Alannah 1J

Grade 2 – Fisher 2H, Ella 2T

Grade 3/4 – Joshua 3/4C, Joel 3/4T

Grade 5/6 – Georgia 5/6L, Darragh 5/6R

Numeracy

Prep – Blake PK, Ethan PP

Grade 1 – Aeysha 1N, Kyle 1P

Grade 2 – Matt 2H, Sharnie 2B

Grade 3/4 – Raidyn 3/4V Casey 3/4P


Grade 5/6 – Dylan 5/6P Cori 5/6C




Well done!

Colouring in sheets are available at the office. Entries need to be returned to Mitre 10 Kilmore by 25th April.

Name: _____ Complete the colouring in and bring this back to _____ and you could win _____
 Phone: _____
 Age: _____ Entries open to ages _____ Competition closes _____
 School: _____ The winning entry will be announced in store on _____
 Please fold this section under before displaying to respect the privacy of the artist.



MIGHTY HELPFUL
MITRE 10



PREP COLOUR DAYS

Dear Parents,
 During February and March, each available **Tuesday** has been designated as a particular **colour day**. This focus provides a wealth of discussion, which can then be linked to our literacy and numeracy programs.

Children are able to wear clothing of the particular colour if they wish – *this dressing-up is entirely optional* – we know that some children enjoy the opportunity, others are more reserved, and sometimes we simply forget.

- February 4th - RED DAY
- February 11th - BLUE DAY
- February 18th - YELLOW DAY & ORANGE
- February 25th - PINK & PURPLE DAY
- March 4th - BLACK & WHITE DAY
- March 11th - SPOTS & STRIPES DAY
- March 18th - GREEN & BROWN DAY
- March 25th - RAINBOW DAY



Regards, The Prep Team



Kids Matter
 AUSTRALIAN PRIMARY SCHOOLS
 MENTAL HEALTH INITIATIVE



Prep Parent Forum

On Friday 21st March 2014 (8:50am) Sharon Blackwell, our School Support Officer, and Julie McCarthy, Student Wellbeing Coordinator are holding a Prep Parents Discussion Morning.

Sharon and Julie invite all parents, grandparents and carers along to share their beginning school stories and discuss any concerns you may have regarding your child's Prep year to date.

**WHEN: Friday 21st March 2014
 WHERE: Foyer Sports Stadium
 TIME: 8:50 am**

It will be an informal gathering, a great chance to meet some of our school support staff and to meet with other parents of our school community.

Tea, coffee & biscuits provided. Toddlers & babies welcome.

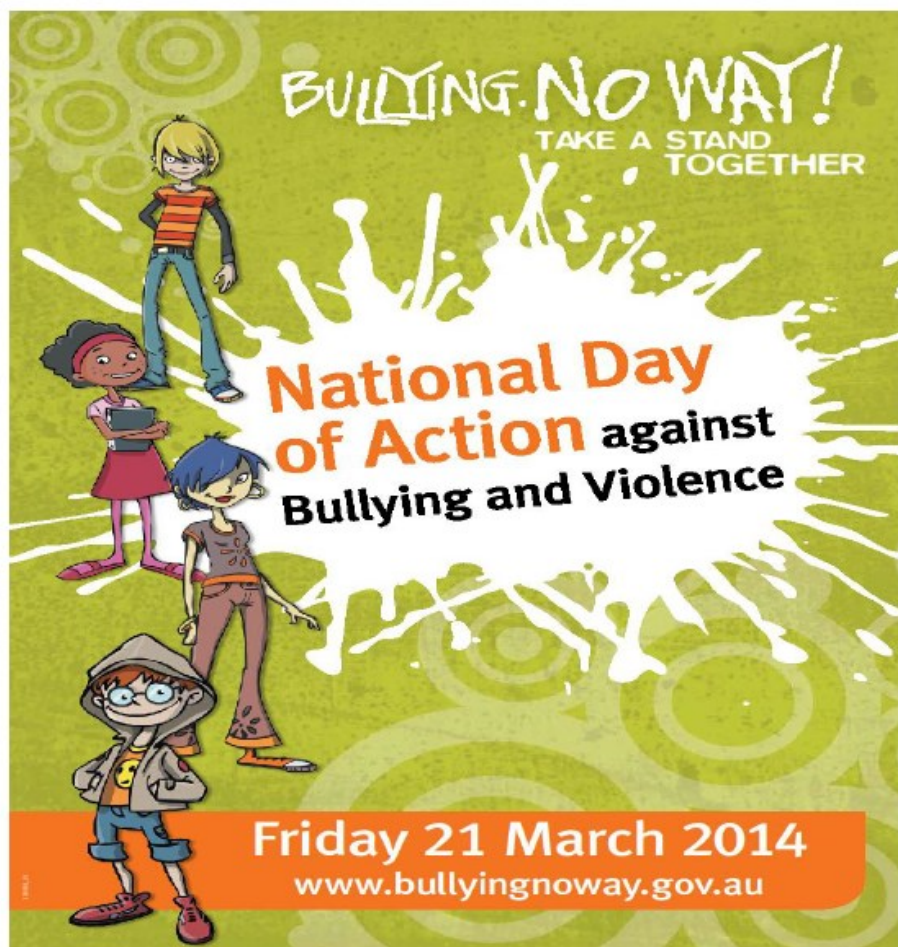
For more information or to confirm attendance phone 57821268 or email the school kilmoreps@edumail.vic.gov.au or just turn up on the day.

HARMONY DAY



This Friday is National Day of Action Against Bullying & Harmony Day

At Kilmore Primary School we are Taking a Stand and Lending a Hand to speak up to stop students who bully. All classes will be involved in activities and discussions focused on **Bullying No Way**. Students will share lunch with their buddy and receive a wristband. **Harmony Day** is a day of cultural respect for everyone who calls Australia home – from the traditional owners of this land to those who have come from many countries around the world.



Parent Information....




Notices handed out this week...

2014 SCHOOL DIARIES

Diaries can be purchased from the office.

\$5.00 each



Grade 5/6 Sport Carnival: Thursday 27th March

Grade 5/6 students will be participating in a variety of sports at the following venues:

Basketball—Robson Stadium Wallan

Softball—Wallan Football Oval

Cricket—Davern Reserve Wandong

Rounders—Broadford Football Oval



Details and permission notes have been handed out.

DOC FOOTBALL ACADEMY

EASTER HOLIDAY SOCCER CAMP Mon 14th - Tues 15th April 2014

DOC Football will run another fun packed holiday soccer camp this Easter at Bridge Inn Road, Mernda. The camps are focused on fun but as all our fun games are **skill based the kids are improving their skills without even knowing it, but there is more!**

- Fun games and activities
- All kids will win a gold, silver or bronze trophy.
- There are loads of prizes to be won; plus great prizes will be given away.
- **PLUS: Big Easter Egg Hunt**

Venue	Ivanhoe Grammar, Mernda
Date	14 th - 15 th April 2014
Time	9.30am to 3.30pm
Cost:	\$150 (for two days camp)
Includes: Lunch, Drinks, Fruit, Morning & Afternoon tea, Activities & Games, Easter Eggs, Trophy and Prizes	



Make sure your child does not miss out as this promises to be our best camp ever.

To register email David at: doc@docfootballacademy.com or call 0402520888.

Visit our website: www.docfootball.com

See us on Facebook @ DOC Football Academy

Suitable for Boys and Girls 4-12 years of age.

Lost Property

Parents please note there is a significant amount of lost property both named and unnamed in the lost property box.

Please feel free to come in and check for your lost items.

Treating and controlling headlice

health

While children are at school many families will have contact with head lice. The information contained here will help you treat and control head lice.

Catching head lice

Head lice have been around for many thousands of years. Anyone can get head lice.

Head lice are small, wingless, blood sucking insects. Their colour varies from whitish-brown to reddish-brown. Head lice only survive on humans. If isolated from the head they die very quickly (usually within 24 hours).

People get head lice from direct hair to hair contact with another person who has head lice. This can happen when people play, cuddle or work closely together.

Head lice do not have wings or jumping legs so they cannot fly or jump from head to head. They can only crawl.

Finding head lice

Many lice do not cause an itch, so you have to **look carefully to find them**.

Head lice are found on the hair itself and move to the scalp to feed. They have six legs which end in a claw and they rarely fall from the head. Louse eggs (also called nits) are laid within 1.5 cm of the scalp and are firmly attached to the hair. They resemble dandruff, but can't be brushed off.

Lice can crawl and hide. The easiest and most effective way to find them is to follow these steps:

- Step 1** Comb any type of hair conditioner on to dry, brushed (detangled) hair. This stuns the lice and makes it difficult for them to grip the hair or crawl around.
- Step 2** Now comb sections of the hair with a fine tooth, head lice comb.
- Step 3** Wipe the conditioner from the comb onto a paper towel or tissue.
- Step 4** Look on the tissue and on the comb for lice and eggs.
- Step 5** Repeat the combing for every part of the head at least four or five times.

If lice or eggs are found, the hair should be treated.

If the person has been treated recently and you only find empty hatched eggs, you may not have to treat, as the empty eggs could be from a previous episode.

Treating head lice

Treating head lice involves removing lice and eggs from the hair. There are two ways you can do this:

1. Buying and using a head lice lotion or shampoo, following the instructions on the product
2. Using the conditioner and comb method (described under 'finding head lice') every second day until there have been no live lice found for ten days.

If you choose to use a head lice product always read and follow the instructions provided with the product carefully. The following points may also be helpful:

- Head lice products must be applied to all parts of the hair and scalp.
- No treatment kills all of the eggs so treatment must involve two applications, seven days apart. The first treatment kills all lice; the second treatment kills the lice that may have hatched from eggs not killed by the first treatment.
- Cover the person's eyes while the treatment is being applied. A towel is a good way to do this.
- If you are using a lotion, apply the product to dry hair.
- If you are using a shampoo, wet the hair, but use the least amount of water possible.
- Apply the treatment near the scalp, using an ordinary comb to cover the hair from root to tip. Repeat this several times until all the hair is covered.

There is no need to treat the whole family - unless they also have head lice.

Concentrate on the head - there is no need to clean the house or the classroom.

Only the pillowcase requires washing - either wash it in hot water (at least 60°C) or dry it using a clothes dryer on the hot or warm setting.



A Victorian Government initiative

Department of Health

Testing resistance

Head lice products belong in one of the following categories depending on the active compound they contain:

- pyrethrins
- synthetic pyrethroids (permethrin, bioallethrin)
- organophosphates (maldison or malathion)
- herbal with or without natural (non-chemical) pyrethrins.

Insecticide resistance is common, so you should test if lice are dead. If they are, treat again in seven days using the same product. If the lice are not dead, the treatment has not worked and the lice may be resistant to the product and all products containing the same active compound. Wash off the product and treat as soon as possible using a product containing a different active compound. If the insecticide has worked, the lice will be dead within 20 minutes.

Any head lice product could cause a reaction and should be used with care by women who are pregnant or breastfeeding, children less than 12 months old and people with allergies, asthma or open wounds on the scalp. If you are unsure, please check with your pharmacist or doctor.

Head lice combs

Combs with long, rounded stainless steel teeth positioned very close together have been shown to be the most effective, however, any head lice comb can be used.

Head lice eggs

Head lice eggs are small (the size of a pinhead) and oval. A live egg will 'pop' when squashed between fingernails.



Dead eggs have crumpled sides and hatched eggs look like tiny boiled eggs with their tops cut off.

Regulations

According to the Public Health and Wellbeing Regulations 2009, children with head lice can be readmitted to school or children's service centres after treatment has commenced.

The department recommends a child with head lice can be treated one evening and return to school or children's service centres the next day, even if there are still some eggs present. There is no need to miss school or child care because of head lice.

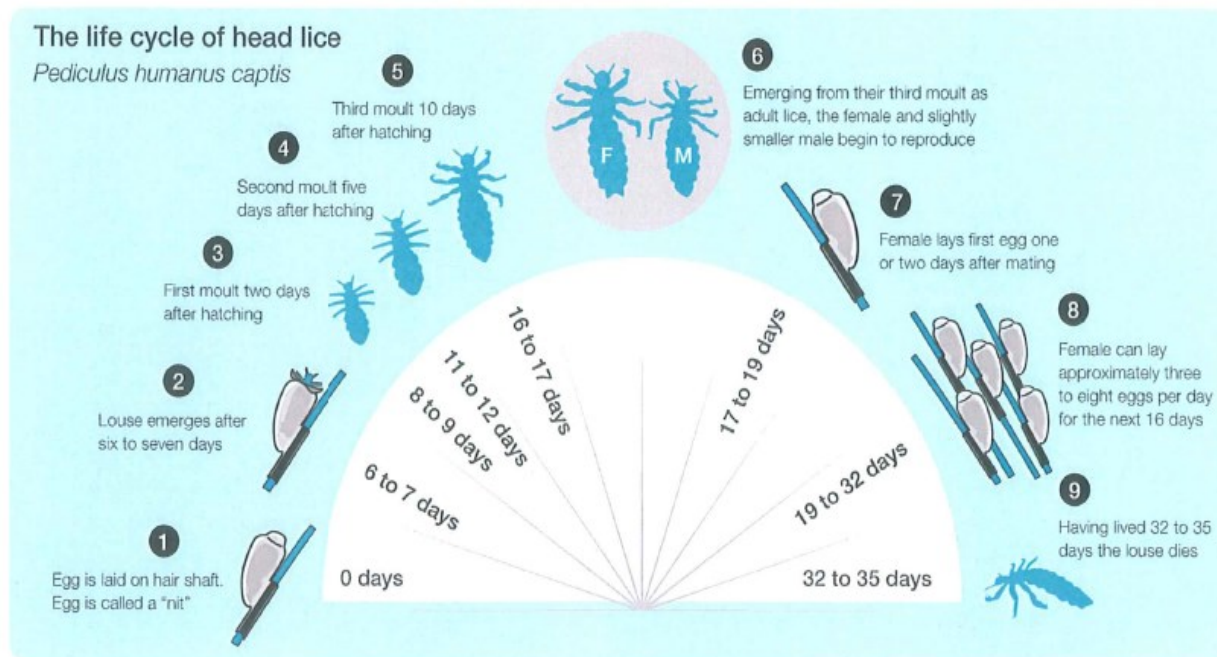
Preventing head lice

Check your child's head regularly with comb and conditioner. There is no research to prove that chemical or herbal therapies can prevent head lice.

Further information

The following website offers further information:

www.health.vic.gov.au/headlice



The information in this pamphlet is based on the research conducted and written by Associate Professor Rick Speare and the team of researchers at, School of Public Health and Tropical Medicine, James Cook University.

Cover concept by students from St Patrick's Primary School, West Geelong. Life cycle diagram courtesy of Nitpickers Qld.
© Copyright Department of Health 2010. Authorised by the State Government of Victoria, 50 Lonsdale Street, Melbourne. November 2010. PH468. (1010013)

Treating and controlling head lice